



図 1

Vol. 50 No. 3 p. 77に掲載




図3

Vol. 50 No. 3 p. 78に掲載

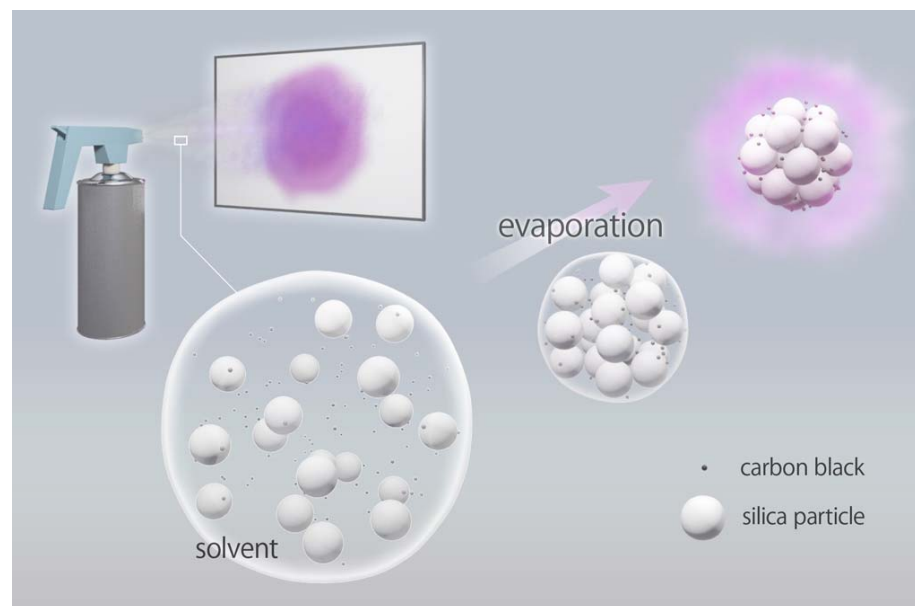


図4

Vol. 50 No. 3 p. 79に掲載

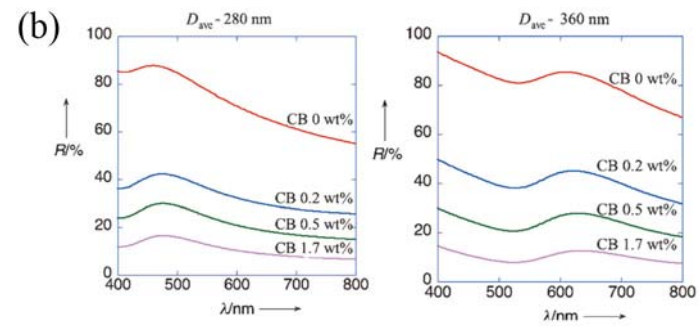


図5

Vol. 50 No. 3 p. 80に掲載





図7


Vol. 50 No. 3 p. 81に掲載

a)



250 nm silica particle + Fe₃O₄

b)

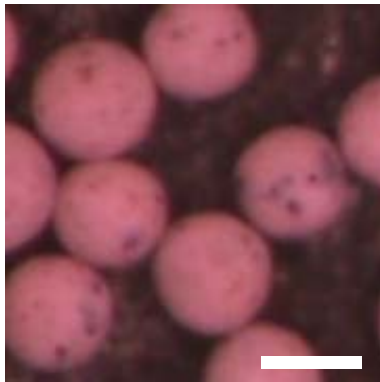


310 nm silica particle + Fe₃O₄

図9


Vol. 50 No. 3 p. 82に掲載

a)



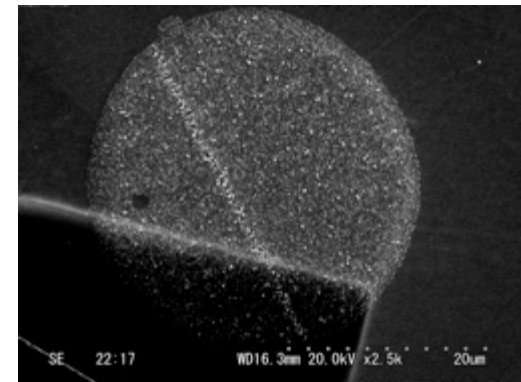
310 nm silica particle + Fe_3O_4 + salt

b)



250 nm particle + Fe_3O_4 + salt surface

c)



250 nm particle + Fe_3O_4 + salt cross section

図 11

Vol. 50 No. 3 p. 82に掲載